

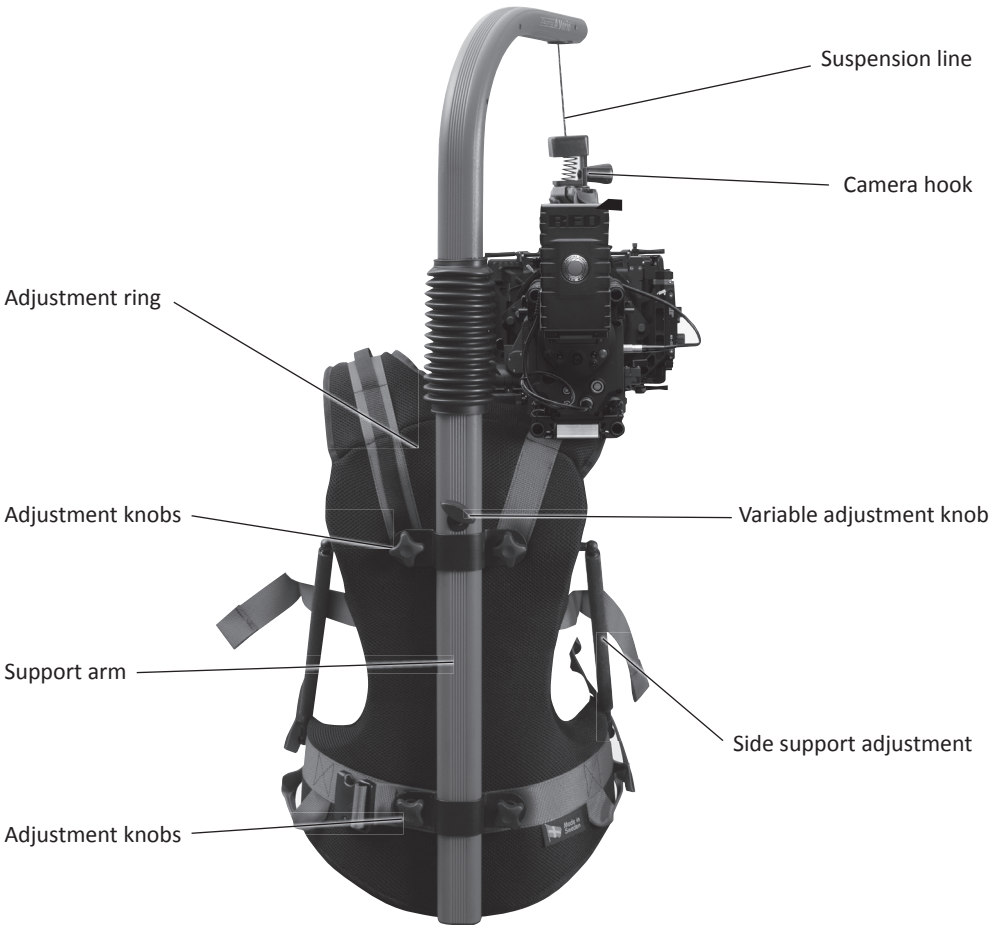
Easyrig 4 Vario



User Manual

Setup and Adjustment

Easyrig 4 CINEMA Specifications



Weight	3,9 kg (8.6 lbs)
Height (mounted)	100–105 cm (39–41 in)
Height (folded)	63 cm (25 in)
Suspension line (fully stretched)	90 cm (35 in)
Maximum load with 400N	18 kg (40 lbs)

Designed and made in Sweden - www.easyrig.com

Congratulations on your new Easyrig 4 VARIO!

Easyrig 4 VARIO is patented and specially designed by a photographer for professional photographers. It can be used with both video and film cameras with different camera weights. Easyrig 4 VARIO is manufactured in Sweden and has been ergonomically tested with optimal results.

Easyrig 4 VARIO gives you the advantages of both a handheld camera and tripod mounted camera; i.e. with the speed and mobility of the handheld camera you can still achieve steady pictures. Easyrig 4 VARIO relieves your back and shoulders. The load is redistributed to the hips so that you can concentrate on the actual filming. You won't suffer from a strained back or shoulders as you would from normal handheld shooting and you will be able to work for longer periods of time.

After you are finished with your Easyrig 4 VARIO. Loosen power with the adjustable knob and fold it and put it in the specially designed Petrol bag that your Easyrig 4 VARIO is delivered in.

Easyrig 4 VARIO will be your best tool when you do movies, commercials and many other hand-held situations where stability is crucial and freedom to is essential.

To get most out of your Easyrig 4 VARIO, please read this user manual carefully.

Have fun!



Johan Hellsten

Using the Easyrig 4 VARIO

It is as simple to put the Easyrig 4 VARIO on as it is with a backpack. Just don't forget to adjust it so it feels comfortable.

The weight of the camera should primarily be on your hips. It is important that the support bar is vertical – if it is lopsided the load will be unevenly distributed on the hips and the camera might hit the bar.

The hip belt should be tightened so that the rig doesn't slide down or around the hips. The shoulder straps are mainly for balancing the Easyrig, and prevent it from tilting.

If the support arm is too high or too low, first try adjusting the support arm in relation to the hip and back support, or change position of your hips. It is also possible to adjust the tube inside the support bar, but that might require adjusting the tightness of the suspension line. Note that there must not be more than 10 cm (4 in) between the lower end of the tube and the adjustment ring.

When attaching the hook onto the camera, you might find it easier to put the camera on a table or a bench first. Try and find the right balance of the camera before you secure the hook.

Don't forget to fasten the safety line.

Hip shots

Easyrig 4 VARIO gives you the freedom to shoot from various levels. You simply move the camera down from your shoulder as you would in an ordinary handheld situation – only now you don't feel more than a fraction of the camera's weight. When shooting at hip level, lean backwards when pushing the camera forward, thus minimizing the load on your back. The length of the suspension line makes it possible to move the camera as far as your arms reach.

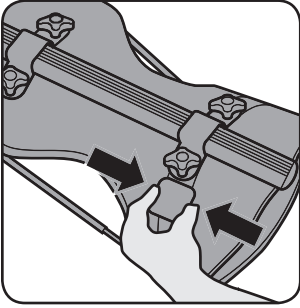


Fig. 1
Undo the buckle and unfold the support arm.

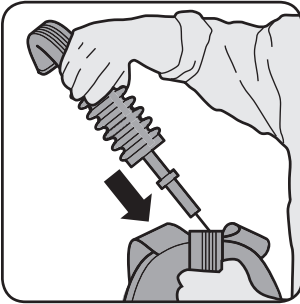


Fig. 2
Let the tube slide into the support arm.

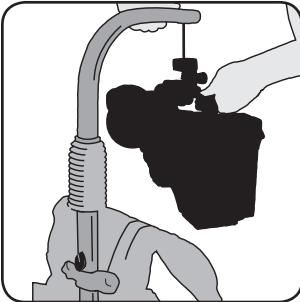


Fig. 3
Hook the camera onto the camera hook. If the camera is falling down, turn the knob for more power.

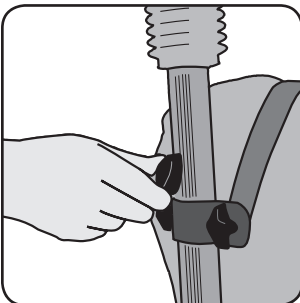


Fig. 4
Turning the knob clockwise gives you more power on the line. When the camera stops falling down, the power on the line is ok.



Fig. 5

Put on your Easyrig 4 Vario. Adjust the hip-belt until you find the rig comfortable.
Pull the belt tightly.

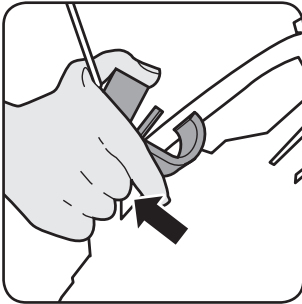


Fig. 6

Attach your camera to the Easyrig 4 VARIO. Use your middle finger to open the hook. Secure the hook by turning the knob clockwise.
Fasten the safety line.

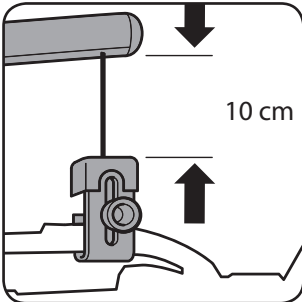


Fig. 7

Leave a gap of approx. 10 cm (25 inch) between the camera hook and the support arm.

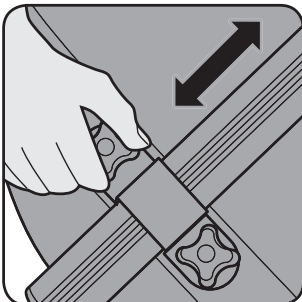


Fig. 8

If adjustment is needed, loosen the knobs and move the hip and back support to find the right position.

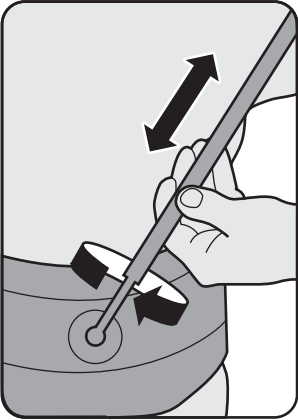


Fig. 9

By adjusting the side supports you will move the weight on your hips.


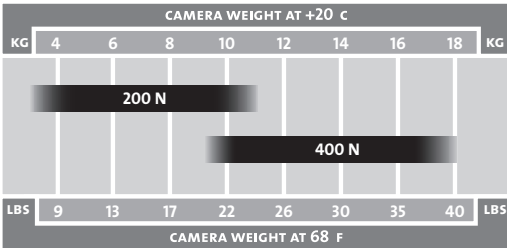


Fig. 10

Adjust the chest strap if necessary, but don't pull it too tight. All the weight shall be on your hips. Your Easyrig 4 VARIO is now ready to be used.

Powered shock absorber selection guide:



Serial No and Vario absorber size:




Safety precautions!



Always hold the camera when working with the Easyrig 4 VARIO. There is a safety strap which you attach to the camera and hook onto the vest.

Never undo the hip belt buckle when the camera is attached to the Easyrig 4 VARIO! The weight of the camera will pull the top of the Easyrig 4 VARIO down, and you might lose control of the camera.



If you fall into water when wearing the Easyrig 4 VARIO, it's important to get the equipment off quickly. Just release the hip belt and shoulder strap buckles and slide the shoulder strap over your arm.

Be especially careful when filming in rough terrain. Make sure you wear comfortable shoes and clothing.

If you work with the Easyrig 4 VARIO under special conditions, i.e. in a car, boat, plane or helicopter, make sure to use a safety belt or harness.

Some practical advice

- Try to keep the camera as close to your body as possible, to avoid unnecessary strain on your back.
- When you have the maximum power of your Easyrig 4 Vario it can happen that you loose power. Then you need to lift the camera to the highest position to regain power.
- When filming upwards, you might find it easier if you have the camera tucked under your arm.
- When filming at hip or knee level you can remove the eye piece in order to see better. You could also attach an LCD screen, to get better control of the shot.
- When shooting at hip level during longer periods of time, rest the camera on the hip belt to increase stability.
- Avoid getting your clothing creased under the hip belt since it may cause discomfort.
- Use the Easyrig 4 VARIO for transporting your camera to and from the filming site.
- When folding your Easyrig 4 VARIO, always make sure to put the upper part of the support arm inside the hip belt and fasten the buckle at the back of the hip belt. This will prevent the suspension line from wearing.
- When filming with a cable, fasten it to the Easyrig 4 VARIO in order to maintain stability.
- If you don't use your Easyrig 4 VARIO for more than a couple of months, make sure to store it standing up. Otherwise the shock absorber gasket might dry out.

"Easyrig is an effective ergonomic relief aid for back and shoulders, intended for TV cameramen working with hand held cameras. A considerable load relief has been ascertained. The aid provides a good basis for improvement of back health. The results show that this aid can give long-term benefits in the form of improved back health, work effectiveness and picture quality."

Elisabeth Schell, Authorized ergonomist and registered physiotherapist, Swedish Television

Easyrig agents

Australia

Lemac Sydney
14-16 Punch Street
Artarmon NSW 2064
Sydney
Phone: +61 2 9438 4488
Fax: +61 2 9438 3399
e-mail: lemac@lemac.com.au
web: www.lemac.com.au

Lemac Melbourne
2 Griffiths Street
Richmond VIC 3121
Phone: +61 3 9429 8588
Fax: +61 3 9428 3336

Lemac Brisbane
5 Exhibition Street
Bowen Hills QLD 4006
Phone: +61 7 3252 9777
Fax: +61 7 3252 9877

Austria

AviSYS Electronics GmbH
Felbigergasse 38
1140 Wien
Phone: +43 1 41 960 10
Fax: +43 1 41 960 07
e-mail: office@avisys.at
web: www.avisys.at

Bangladesh

Film Trust
81 North South Road, 1st Floor
Bijoynagar
Dhaka - 1000
Phone: +880-2-831 6514, 935 1939
Fax: +880-2-831 9388
e-mail: filmtrust@agni.com

Belgium

ARC Cinevideo
Houtweg 24
1130 Evere
1140 Brussels
Phone: +32 2 770 96 30
Fax: +32 2 736 28 77
e-mail: tino@arc-cinevideo.com
web: www.arc-cinevideo.com

ES Video Facilities
Technologielaan 3
3001 Heverlee
Phone: +32 16 40 40 20
Fax: +32 16 40 51 60
e-mail: info@esvideo.be
web: www.esvideo.be

Tv Connections
Karel De Grotelaan 48 Blvd
Charlemagne
1000 Brussel
Phone: +32 (0)2 230 55 92
Fax: +32 (0)2 230 42 70
Mobile: +32 (0)475 48 38 65
e-mail: info@tvconnections.be
web: www.tvconnections.be

Canada

Precision Camera Inc.
181 Carlaw Avenue
Toronto Ontario
M4M 2S1
Phone: +1 416 461 3411
Fax: +1 416 461 4869
web: www.pci-canada.com
e-mail: jim@pci-canada.com

Support Communication Inc.
4949 E. Metropolitan
Montreal Quebec
H1R 1Z6
Phone: +1 514 865 1839
Fax: +1 514 642 1542
e-mail: supportcommunication@videotron.ca

China

Videotech Consultants Company
13B, Fuk Shing Mansion
89 Ma Tau Wai Road
Hung Hom, Kln, Hong Kong
Phone: +852 2764 9763
Fax: +852 2362 5996
e-mail: videotechhk@yahoo.com.hk
web: www.videotechhk.com

Colombia

Congo Films S.A.
Carrera.65 No.81-85
Bogotá D.C.
Phone: +57 1 6304792
Fax: +57 1 2319041
e-mail: sales@congofilms.tv
web: www.congofilms.tv

Cyprus

PMS Imaging Ltd
11 Dighenis Akritas Av.
P.O.Box 22315
1586 Nicosia
Telephone: +357 2 746 746
Fax: +357 2 438 209

Czech Republic

Noon Filmtchnik s.r.o.
Jihlavská 16/610
140 00 Prague
Phone: +420 261 262 111
Fax: +420 261 262 560
e-mail: noonfilm@volny.cz
web: www.noon.cz

Denmark

Zimmermann Film & Videoteknik
Vaerkstedtsvej 4, 2 sal
2500 Valby
Phone: +45 33 25 85 25
Fax: +45 33 25 85 23
e-mail: mail@zimmermann.dk
web: www.zimmermann.dk

Dubai

United Broadcast & Media Solutions
Postal address: P.O Box 117191
Courier address: Showroom #1,
Rashid Al Majid Building,
Airport Road, Dubai, U.A.E.
Phone: +971 4 2827171
Fax: +971 4 2827373
VideoCon: +971 4 2822967
e-mail: sales@ubms.biz
web: www.ubms.biz

Egypt

New-Vision Media & Cinema Services
11 Al-Zafraa St., Agouza, Giza.
Phone: +20 2 33031014
Fax: +20 2 33042796
Mobile: +20 (0) 101453223
e-mail: civil200@hotmail.com / info@nvmcs.com
web: www.nvmcs.com

Egypt Plus

12 Soliman Abaza street
Mohandseen
Giza 12311
Phone: +20 2 7613484 / 7496419 / 3380529
Fax: +20 2 7496419
e-mail: mseif@egyptplus.net

Finland

Qualitron Oy Ab
Vitikka 4
02630 Espoo
Phone: +358 (0)9 2510 1622
Fax: +358 (0)9 2510 1690
Mobile: +358 (0)50 4653 561
e-mail: pekko.larjo@qualitron.fi
web: www.qualitron.fi

Pro Av Saarikko Oy

Otakuja 2
02150 Espoo
Phone: +358 207 428 700
Fax: +358 207 428 701
e-mail: palaute@proav.fi
web: www.proav.fi

France

Emit
2, Bd de la Libération
Urbanparc 1 Bat A3
93284 Saint Denis
Phone: +33 1 48 13 90 10
Fax: +33 1 48 13 90 13
e-mail: emit@wanadoo.fr

GCC Countries

(Bahrain, Kuwait, Oman, Qatar, Saudi Arabia, and the United Arab Emirates)

United Broadcast & Media Solutions

Postal address: P.O Box 117191
Courier address: Showroom #1,
Rashid Al Majid Building,
Airport Road, Dubai, U.A.E.
Phone: +971 4 2827171
Fax: +971 4 2827373
VideoCon: +971 4 2822967
e-mail: sales@ubms.biz
web: www.ubms.biz

Germany

Chrosziel GmbH
Klausnerring 6
85551 Heimstetten
Phone: +49 89 901 09 10
Fax: +49 89 447 08 61
e-mail: info@chrosziel.de
web: www.chrosziel.de

Greece

M C Manios
Cine Video Equipment Center
Araheou 14
115-22 Athens
Phone: +30 210 645 2995
Fax: +30 210 645 2997
e-mail: info@mcmanios.gr
web: www.mcmanios.gr

India

Vijay Cine Services (P) Ltd.
G-10, Anurag Business Centre
Near Amar Talkies
Chembur, 400071 - Mumbai
Phone: +91 22 2520 5997 / 6799 3461 / 9797 5227
Fax: +91 22 6798 8342
e-mail: info@vijaycineservices.com
e-mail: amrutparab@yahoo.com
web: www.vijaycineservices.com

Israel

Band Pro Film Video Inc.
Hasolelim 3
Tel-Aviv 67897
Phone: +972 3 562 1631
Fax: +972 3 562 1632
e-mail: petrol@ompetrol.com
web: www.petrolbags.com

Italy

Cartoni S.p.A.
Via Giuseppe Mirri 13
00159 Rome
Phone: +39 06 438 2002
Fax: +39 06 435 88293
e-mail: cartoni@cartoni.com
web: www.cartoni.com

Japan

Suzuki Enterprises Inc.
Daichi Nishiya bld 2f
1-7-3 Hatagaya, Shibuya-Ku
Tokyo 151-0072
Phone: +81 3 5350 8235
Fax: +81 3 5350 8237
e-mail: info@sei8404.com
web: www.sei8404.com

Jugoslavia

MOPS d.o.o.
Papirnica 26
4220 Skofja Loka
Slovenia
Phone/Fax: +386 4 512 18 39
Mobile: +386 (0)41 70 63 10
e-mail: mops@siol.net

Korea

Digital Sun Woo Co. Ltd
#505, E-tech Valley, #51-37,
Wonhyo-ro 3-ga, Yongsan-Ku,
Seoul
Phone: +82 2 704 1330
Fax: +82 2 704 1380
e-mail: sales@dsw.co.kr
web: www.dsw.co.kr

Human Network Broadcast
RM501 SungWooNetVill
919 Mok dong Yangcheon-Gu
Seoul, Korea 158-051
Phone: +82 2 2168 2040
Fax: +82 2 2062 2014
e-mail: hnb@ihnb.co.kr
web: www.ihnb.co.kr

Malaysia

AAB Network Sdn. Bhd.
No: 41-1, Jalan 5/76 B
Desa Pandan
55100 Kuala Lumpur
Phone: +603 92005581
Fax: +603 92006694
e-mail: ayob@aab.com.my
Web: www.aab.com.my

The Netherlands

Fofic B.V.
Kruyderlaan 35
3431 BM Nieuwegein
Phone: +31 30 6044422
Fax: +31 30 6047944
e-mail: sales@fofic.nl
web: www.fofic.nl

Vocas Sales & Services

Larensweg 121
1221 CL Hilversum
Phone +31 35-6233 707
Fax: +31 35-6233 997
e-mail: j.verlinden@vocas.nl
web: www.vocas.nl

Norway

Bright A/S
Brenneriveien 11
0182 Oslo
Phone: +47 2298 2222
Fax: +47 2298 2223
e-mail: post@brighttech.no
web: www.brighttech.no

Philippines

MQ Lighting Enterprises Inc.
G/F Lydia Building
#39 Polaris Street, Bel-Air
Village
1209 Makati City Philippines
Phone: +63 2 890 8858, +63 2
896 1455
Fax: +63 2 896 4675
e-mail: minda.sales@
mqlighting.com
warren@mqlighting.com
maloy@mqlighting.com
web: www.mqlighting.com

Poland

Studiotech Poland Sp. z o.o.
ul.Taneczna 18 A
Pl 02-829 Warszawa
Poland
Phone: +48 22 644 1025
Fax: +48 22 648 0171
E-mail: asekrecka@studiotech.
com.pl
web: www.studiotech.com.pl

Romania

4K Broadcast Solutions SRL.
Office/Showroom:
Magura Vulturului str. 42,
sector 2
02174 Bucharest, Romania
Phone: +40 31 710 25 67
Fax: +40 31 710 25 68
e-mail: office@4k.ro
web: www.4k.ro

Russian Federation

Sintex
Kasatkina st. 11, build 3
Moscow
Phone: +7 495 258 5979
(multichannel), 686-3088
Fax: +7 495 258 5979
e-mail: mail@sintex.ru
web: www.sintex.ru

Singapore

Professional Equipment People

Pte Ltd

7 Magazine Road #03-03
Central Mall
Singapore 059572
Phone: +65 536 2688
Fax: +65 536 2188
e-mail: pepsin@pacific.net.sg

Slovenia, Bosnia-Hercegovina,

Serbia, Croatia
MOPS d.o.o.
Papirnica 26
4220 Skofja Loka
Slovenia
Phone/Fax: +386 4 512 18 39
Mobile: +386 (0)41 70 63 10
e-mail: mops@siol.net

South Africa

Zimele Broadcasting Services Ltd.
P.O. Box 91746
Auckland Park
Johannesburg
2006
Phone: +27 (11) 770 97 60
Fax: +27 (11) 770 97 80
e-mail: sales@zimele.com
web: www.zimele.com

Spain

Ceproma, S.A.
Arturo Soria, 106
Chalet 3
28027 Madrid
Phone: +34 91 408 60 12
Fax: +34 91 408 28 54
e-mail: info@ceproma.com
web: www.ceproma.com

Switzerland

Schweizer AG
Professionelle Videotechnik
Lättenstrasse 37
CH-8952 Schlieren
Phone: +41 (0)43 810 3737
Fax: +41 (0)43 810 3738
e-mail: sales@schweizervideo.ch
e-mail: info@schweizervideo.ch
web: www.schweizervideo.ch

Turkey

Sigma
Guniz Sokak 23 / 8
Kavaklidere 06700
Ankara
Phone: +90 312 4662169/ +90
312 4662170
Fax: +90 312 4662175
e-mail: sigmases@sigmases.
com
web: www.sigmases.com

UK

Production Gear Ltd.
Millennium Studios
Elstree Way

Borehamwood
WD6 1SF Herts
United Kingdom
Phone: +44 (0)20 8236 1212
Fax: +44 (0)20 8236 1414
e-mail: info@productiongear.co.uk
web: www.productiongear.co.uk

Ukraine

Engineer Service Ltd.
1 Shevtsova Str.
03113 KIEV
Phone: +38 (044) 458 49 74
Fax: +38 (044) 458 49 73
e-mail: info@iservice.kiev.ua
web: www.serv.com.ua

USA

16x9 Inc.
28314 Constellation Road
Valencia, CA 91355
Phone: +1 661 295 3313
Fax: +1 661 295 3314
e-mail: james@16x9inc.com
web: www.16x9inc.com

Abel Cine Tech Inc.

609 Greenwich St. 5th Floor
New York, NY 10014
Phone: +1 888 223 1599
Phone: +1 212 462 0100
Fax: +1 212 462 0199
e-mail: info@abelcine.com
web: www.abelcine.com

If there is no agent in your country, please contact our Swedish head office directly:

Easyrig AB

Anumark 231
905 95 Umeå
Sweden
Phone/fax: +46 90 77 60 01
e-mail: info@easyrig.se
web: www.easyrig.com

Updated agents information can be found on our website

Easyrig 4 VARIO limited Warranty

Manufacturer's products are warranted to be free from defects caused by faulty materials or workmanship for a period of two years from the date of purchase. The liability of the Manufacturer under this warranty is limited to repairing, replacing, or at its option issuing credit for any of its products which are returned by purchaser during such period provided, however, that:

- A. Warranty card is properly filled out and returned to Manufacturer within 30 days of purchase.
- B. Defective merchandise is returned to Manufacturer accompanied by a report of findings indicating the basis of/for rejection and with transportation charges paid by the purchaser.
- C. That such defects exist and have not been caused by abuse, misuse, neglect, improper installation or assembly, repair, alteration or accident.

In no event shall Manufacturer be liable for collateral or consequential damages of any nature. This warranty is in lieu of all other warranties expressed or implied.

Easyrig 4 VARIO Warranty Information Card

Registration of your newly bought Easyrig can also be done on our website www.easyrig.com.

[please fill in and mail within 30 days of purchase]

Name Title

Company Type of business

Address

City Postal code

Country

Phone Fax

E-mail

Easyrig serial No

Vario absorber size 200N 400N

Purchase location/company Date

Please send to: Easyrig AB
 Anumark 231
 S-905 95 Umeå
 Sweden

or fax to: +46 90 77 60 01

Thank you!